

VISION 2020 INDIA Members Contribution Towards Achieving VISION 2020 Goal



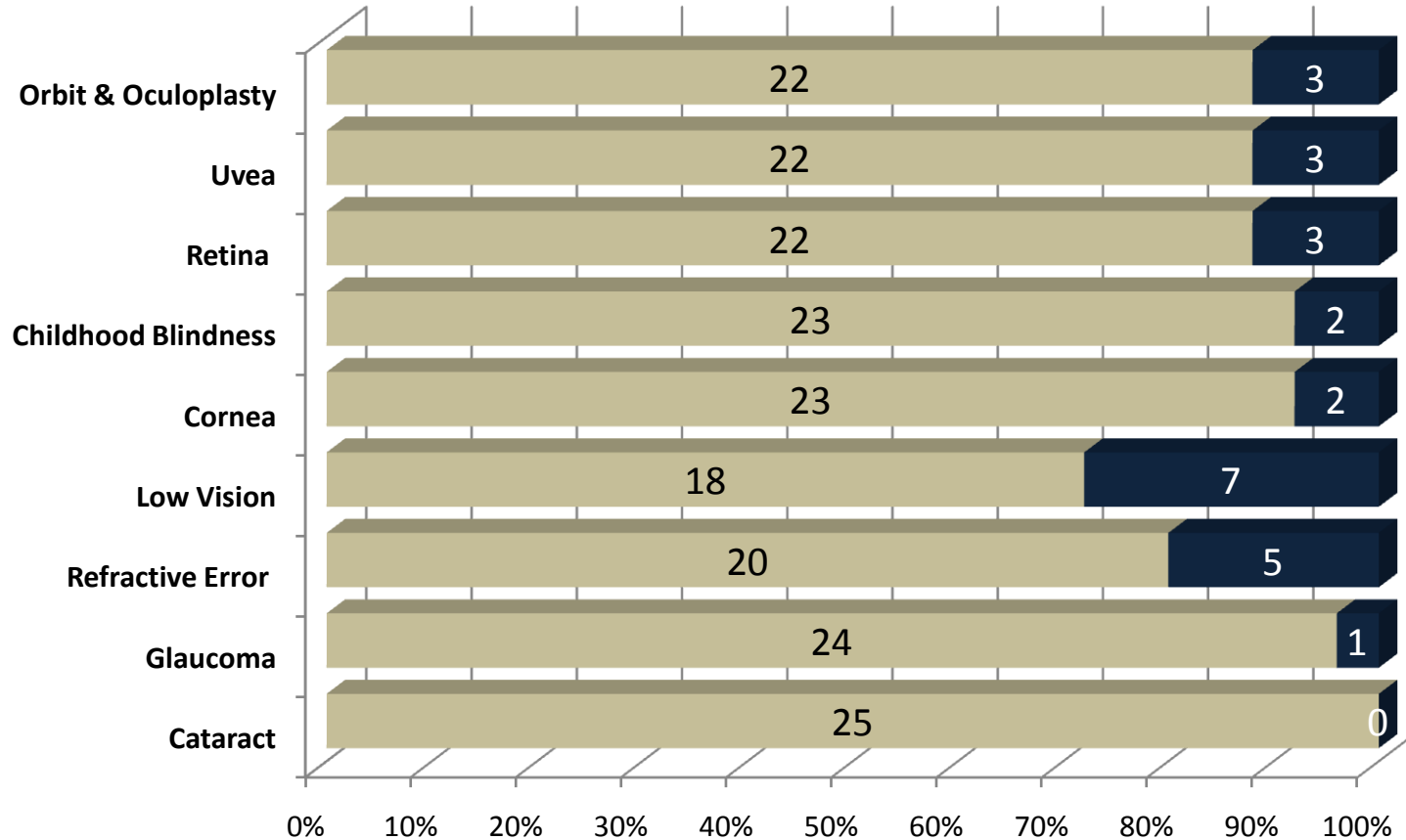
Findings from an Online Survey

Key Performance Data

Objective: To assess the level of contribution towards vision2020 goals by our members & prioritize areas to focus in the coming years

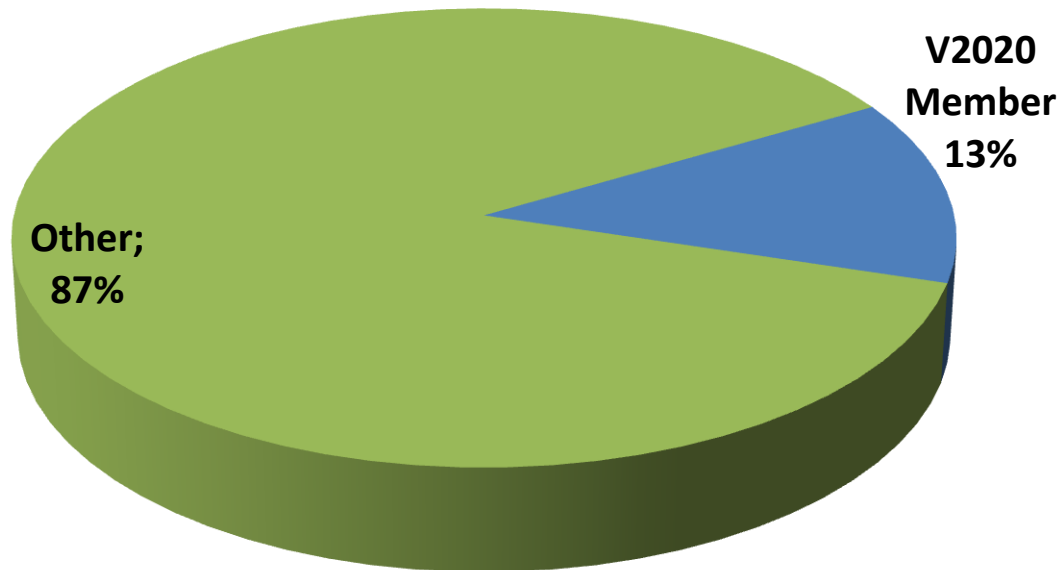
- **Service Delivery**
- **Surgical Performance**
- **Primary Eye Care Services**
- **Outreach Activities**
- **Human Resources available**
- **Human Resources Development**
- **Total No. of respondents: 25 institutions**

Service Delivery



Cataract Surgeries Performance (2010-11)

Based on Data received from
25 Institutes

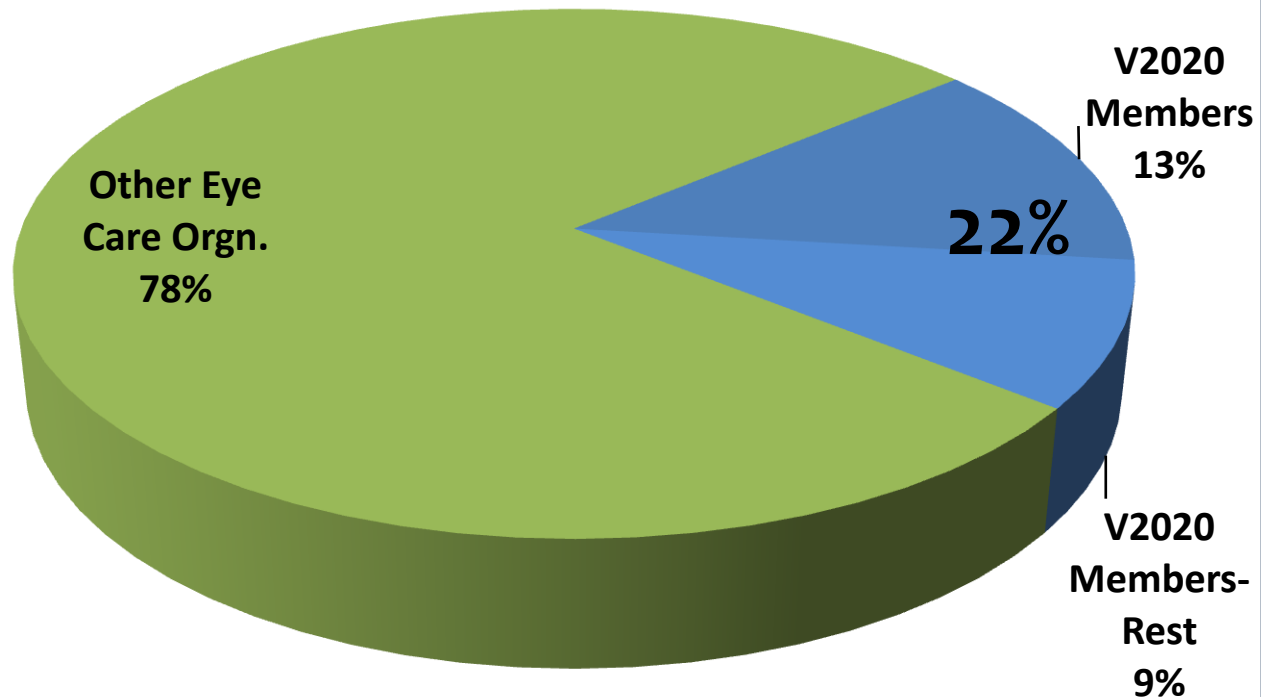


Cataract Surgeries /
Surgeon: 821

National Performance : 45,19,592
V2020 members : 5,88,160

Cataract Surgeries Performance (2010-11)

Estimated Contribution
(of all members)



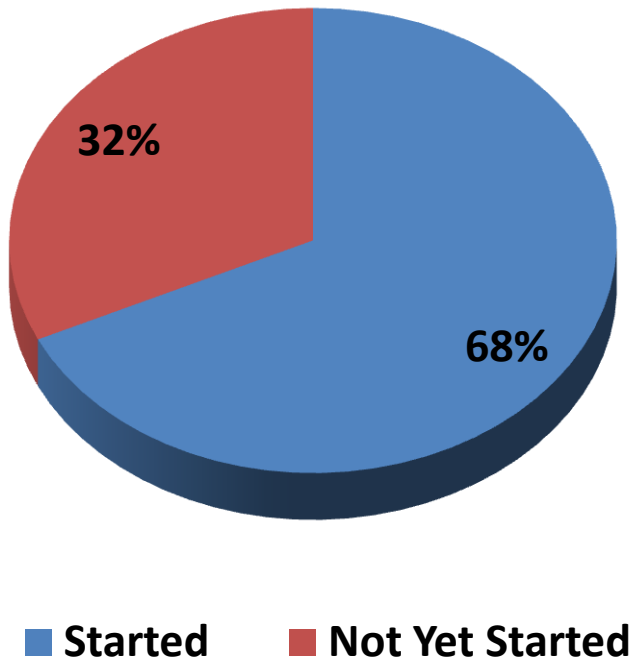
V2020 members - Service Delivery 2010

Description	Nos.
Cataract Surgeries	5,88,160
Glaucoma	14,671
Cornea	10,303
Retina	16,300
Orbit	21,535
Total Surgeries	6,50,969

V2020 members - Service Delivery 2010

Description	Nos.
Laser - Retina	42,052
Laser - Glaucoma	21,087
Laser - YAG Cap	31,813
Laser-Lasik	7,329
Laser Others	3,647
Total Lasers	1,05,928
Total (Surgeries & Lasers)	7,56,897

Primary Eye Care Centre



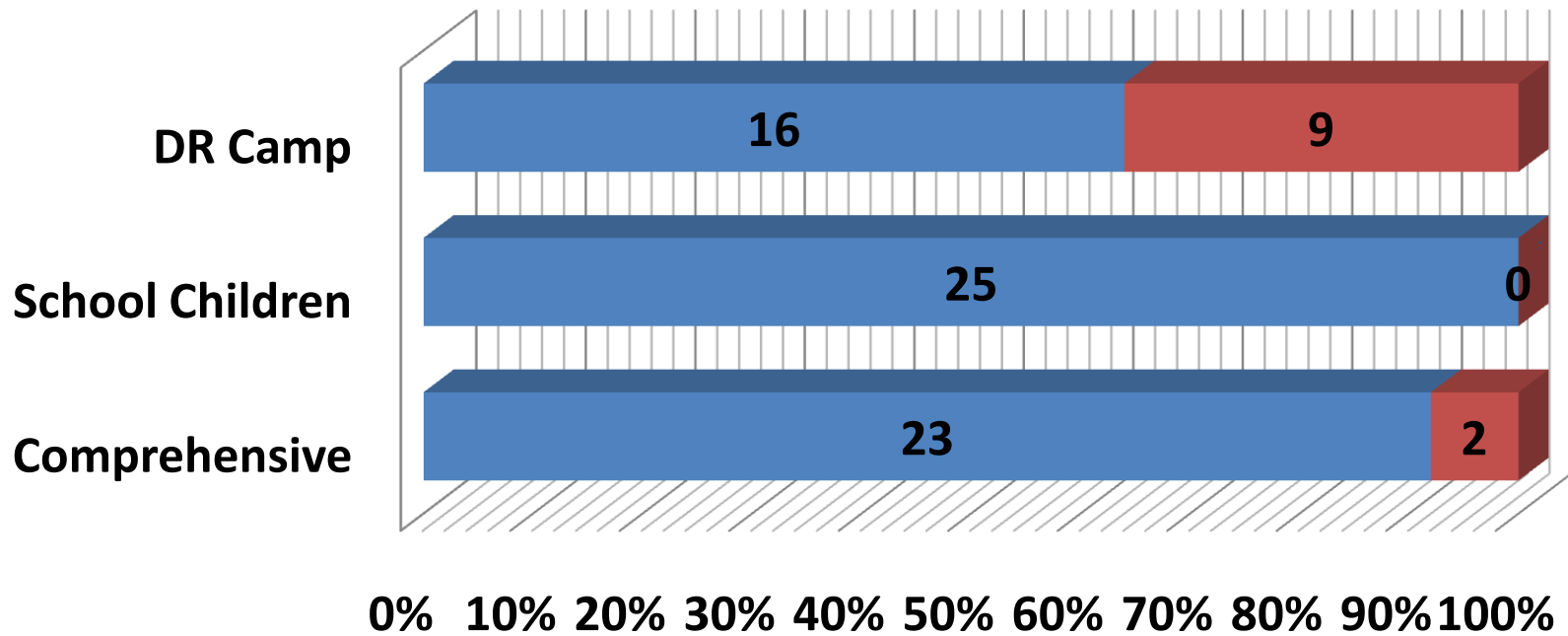
Details	Nos.
Total Centers	139
% centers to National level	7%
Overall Population Covered	9,672,300
Average Population / Centre	69,585
Minimum population	12,000
Maximum population	201,547

Outreach Activities

Eye camps Organized

■ Conducting

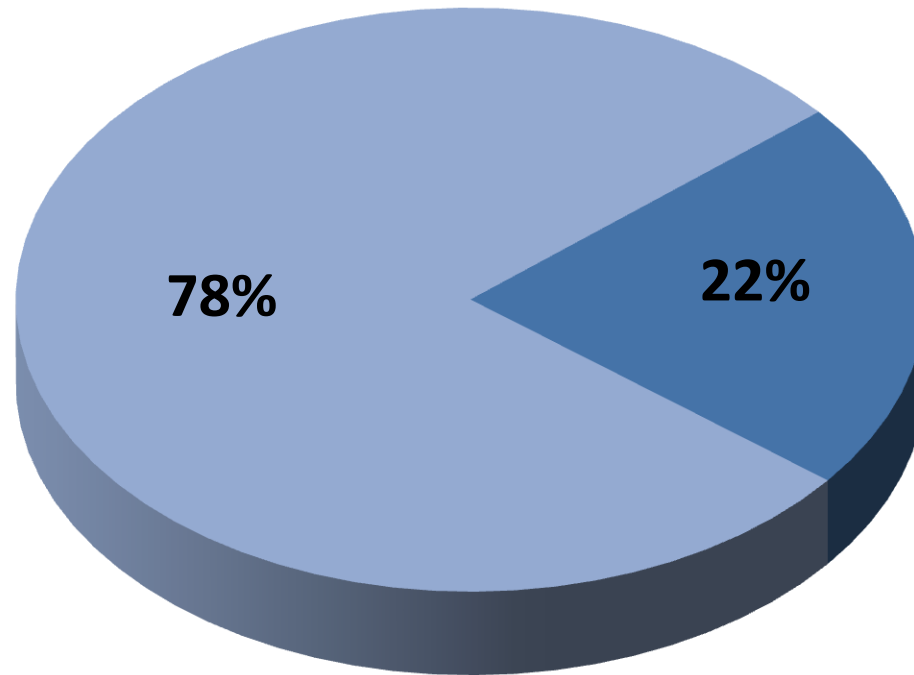
■ Not Yet



Outreach Activities

Outreach conducted by

■ OA/Optometrlist ■ Ophthalmologist/OA/Optometrlist



Human Resources Available

Category	25 Hospitals
Medical Officers / Consultants	458
Fellows	258
Paramedical Staff	2342
Administrators / Managers	388

Human Resources Development (Yearly)

Training Programs	No. of Institutes	Nos. Trained
Post Graduates	10	74
Cataract Fellowship/training	15	265
Low vision	5	12
Paediatric ophthalmology	8	25
Diabetic Retinopathy	5	54
Glaucoma	5	57
Retina Vitreous	7	29
Cornea	4	19
Orbit	3	11

Human Resources Development (Yearly)

Training Programs	No. of Institutes	Nos. Trained
Ophthalmic Assistant	14	510
Optometrist	19	266
Managers	13	48
Instruments Technicians	10	39

Further Steps

- **To collect data from remaining members**
- **Confirm data with the members**
- **To consolidate and share with NPCB**

Thank You